

S3 Series Control Panel

Small Addressable Fire Alarm Control Panel

General

The Gamewell-FCI®, S3 Series Intelligent Fire Alarm Control Panel provides the latest, innovative high-end processing power. The S3 Series panel is a digital, microprocessor-based system that offers a simple, intuitive solution for the small to mid-sized fire alarm applications.

In standalone or network configurations, the S3 Series complies with most fire alarm application requirements. It supports the following types of networks.

- Up to 64 nodes using the 7100 Series panel.
- Up to 122 nodes using the S3 Series or E3 Series® panels.

Use either twisted-pair wire or fiber-optic to network panels at a high-speed 625K baud ARCNET network bus.

With flexible Boolean logic, intelligent detection, and Ethernet connectivity, this system provides power and versatility that surpasses comparable, small addressable fire alarm systems.

The basic S3 Series configuration consists of an SLP (Smart Loop Panel) main board, LCD-SLP touchscreen display, SLC loop personality modules, and as seven amp power supply. The SLP main board provides either one or two SLC loops in the Class A or B configuration that supports either of the following protocols:

- Up to 318 devices per loop using the System Sensor® protocol. If you add a second loop module, it increases the maximum device count to 636 devices.
- Up to 126 devices per loop using the Apollo protocol. If you add a second loop module, it increases the maximum device count to 252 devices.



S3 Series

FEATURES & BENEFITS

- Listed per ANSI/UL® Standard 864 9th Edition
- IBC Seismic Certified
- Allows one SLC loop (expandable to two loops) that supports either System Sensor or Apollo devices in Class A or Class B (Style 4, 6 or 7)
- Supports a network system of up to 122 nodes (includes E3 Series® panels) or up to 64 nodes (includes 7100 Series)
- System Sensor supports up to 318 intelligent devices and each SLC loop supports the following
 - up to 159 detectors
 - up to 159 modules (expandable to 636 maximum per panel)
- Apollo supports up to 126 intelligent detectors and modules per SLC. (Expandable to 252 maximum per panel)
- Includes a high resolution (4.3") (10.92 cm) color touchscreen display
- Provides 7.0 amp power supply (120VAC or 240VAC)
- Includes four Class B or two Class A built-in Notification Appliance Circuits (NAC)
- Provides selectable System Sensor, Cooper-Wheelock, or Gentex™ strobe synchronization
- Supports up to 32 serial annunciators (LCD, LED-only, LED Switch)
- Offers an Ethernet port for programming, a variety of system reports, and a FocalPoint® Graphic Workstation connectivity
- Provides two fully-programmable Form-C contacts for Fire, Trouble, and Supervisory
- TimeCap - Saves time and date up to 48 hours without any power or battery
- Automatically adjusts to any NAC End-of-Line Resistor (EOL) value (1k-55k ohm) for legacy audible/visual appliances
- Removable display can be used as a remote annunciator
- Suitable for pre-action deluge applications

General

Four Class B or two Class A NACs can be wired and synchronized using the System Sensor, Cooper-Wheelock®, or Gentex™ strobes. To retrofit the SLP on the existing audible/visual appliances, the on-board Electronic EOL (EEOL) automatically adjusts to the EOL resistor in the field.

A 4.3" (10.92 cm) color touchscreen display screen shows the following:

- Events on the system
- Status of analog addressable devices
- Complete diagnostic fault codes/messages
- Five programmable function buttons with LED status for accessibility to the following functions:
 - Disable/Enable
 - Bypass Output
 - Lamp Test
 - Trouble Acknowledge
 - Alarm Acknowledge
 - Custom-defined

Application

The S3 Series Fire Alarm and Life Safety System is an easy-to-use intelligent fire alarm solution designed for the small to mid-sized buildings. Analog technology delivers the benefits of a simple system installation, while a user-friendly interface makes panel operation and system maintenance quick and intuitive.

Smart Panel Programming

Using Boolean logic programming, the installer may customize the system to precisely suit the needs of the building owner. Auto-programming allows the installer to instantly locate all the devices on the SLC loop.

Simple, Intuitive Display

The front panel display provides a user-friendly interface for the operator's control. A 4.3" (10.922 cm) color touchscreen displays system status, event details and service modes. On the front of the panel, six LEDs show the following conditions.

- Fire
- Hazard (Gas or CO)
- Supervisory
- Silenced
- AC Power
- Trouble

Five custom programmable switches allow the user quick access to common functions specific to the building like device disable, output bypass and device status.

Perfect for Retrofits

The S3 Series is well-suited for retrofit applications. The SLP provides a simple way to upgrade your fire protection system. It is designed to be an upgrade solution for the legacy FCI, 7100 and Gamewell, 602 Series panels. An added feature is the SLP's EEOL. Using EEOL, the installers can automatically identify the EOL for existing audible/visual appliances.

Flexibility for Future Growth

The S3 Series can be expanded to add a second SLC loop without replacing the entire system. Using the RPT-E3-UTP Network Repeater, you can network up to 64 nodes (122 nodes with the ANX node expander) using either twisted-pair or fiber-optic. The built-in Ethernet port allows the connection to the Gamewell-FCI's FocalPoint Graphical Workstation.

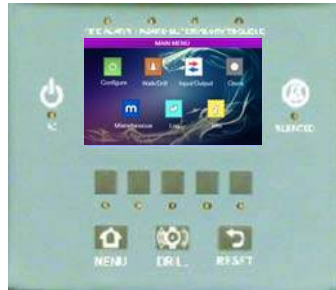


Figure 1 LCD-SLP Display

Optional Accessories

DACT-E3 - Dialer

The Digital Alarm Communication Transmitter sends digital signals over telephone lines to the central station. It connects to the SLP through an RS-485 bus. Using the Contact ID format, the DACT-E3 provides a four-digit account code followed by the code/numbers listed below:

- Three-digit Event Code
- Two-digit Group Number
- Three-digit Contact Number

All codes are used to provide specific point identification. The DACT-E3 is compatible with digital alarm communicator receivers (DACRs) that receive the following signaling formats:

- Contact ID
- 3+1
- SIA
- 4+2

For more information, refer to the following data sheets:

- DACT-E3 Data Sheet, P/N: 9020-0610

RPT-E3-UTP - Network Repeater Card

The Network Repeater allows the SLP fire control panels to connect to the broadband network from remote locations. It connects to other networked units using unshielded, twisted-pair wiring. The RPT-E3-UTP is available with two add-on fiber modules:

- FML-E3 connects to the network using either 62.5/125 micron multi-mode fiber.
- FSL-E3 connects to the network using 9/125 micron single-mode fiber.

Refer to the following data sheets:

- RPT-E3-UTP Data Sheet, P/N: 9020-0609.
- FML-E3/FSL-E3 Data Sheet, P/N: 9021-60783

LCD-7100 - Remote Annunciator

The Remote serial display features an 80-character display. The LCD-7100 can be surface or flush-mounted on a standard 4-gang electrical box. You can use up to five LCD-7100 remote annunciators per SLP panel. For more information, refer to the LCD-7100 Data Sheet, P/N: 9020-0486.

ASM-16 - Addressable Switch/LED Module

There are 16 programmable switches available to perform any function the application requires. Each ASM-16 switch has 3 LEDs fully programmable in red, yellow, and green. These LEDs can be programmed to operate with a certain button press or operate independently as a status signal (e.g. ON, OFF, Activated, etc). Up to 16 ASM-16 modules can be connected to the SLP panel. For more information, refer to the ASM-16 Data Sheet, P/N: 9020-0554.

ANU-48 - 48 LED Driver Unit

The ANU-48 provides output for eight remote panel switches and 48 remote LEDs for use in a remotely located UL® Listed annunciator enclosure. Up to 16 ANU-48 modules can be connected to the SLP panel. For more information, refer to the ANU-48 Data Sheet, P/N: 9020-0596.

Figure 2 illustrates the S3, SLP-BB Cabinet Enclosure.

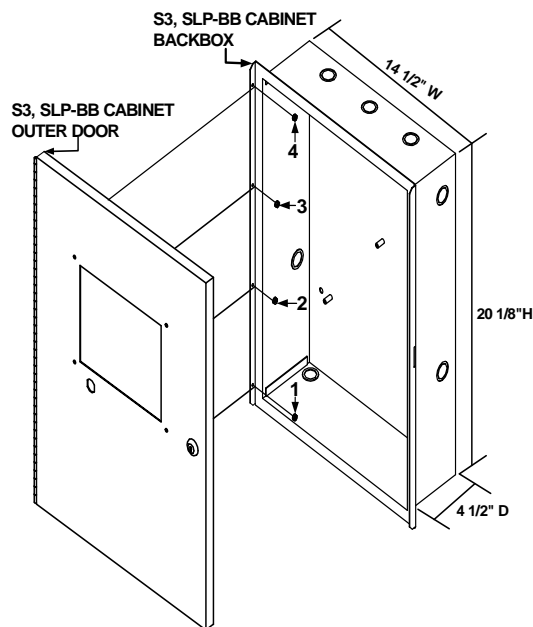


Figure 2 S3, SLP Enclosure

Ordering Information

SLP-BLK: SLP addressable FACP in black S3, SLP-BB enclosure. Requires either an SLC-PM or an SLC95-PM for SLC loops.

SLP-RED: SLP addressable FACP with red door and black S3, SLP-BB backbox. Requires either an SLC-PM or an SLC95-PM for SLC loops.

SLP-RED-G: SLP addressable FACP 240VAC power supply with red door and black S3, SLP-BB backbox. Requires either an SLC-PM or an SLC95-PM for SLC loops.

SLC-PM: System Sensor Loop Card - 1 loop used for 159 sensors and 159 modules. For use with the S3 panels only.

SLC95-PM: Apollo Loop Card-1 loop used for 126 sensors and modules. For use with the S3 panels only.

Accessories

DACT-E3: Digital Dialer Communicator Transmitter for the S3 or E3 Series.

LCD-SLP: LCD Color Touchscreen display with five programmable switches. For use with the S3 Series panels. Remote announcement requires the E3 Series A2 cabinet. (E3BB-BA2, E3BB-RA2)

RPT-E3-UTP: Network repeater card with twisted-pair, fiber connections. Requires either an FML-E3 or an FSL-E3 card.

FML-E3: Multi-mode fiber-optic card for one channel on the RPT-E3-UTP.

FSL-E3: Single-mode fiber-optic card for one channel on the RPT-E3-UTP.

SLP-RB: SLP motherboard

For use with the replacement or the retrofit solutions.

FLPS-7-RB: SLP 120VAC 7A power supply.

For use with the replacement or the retrofit solutions.

SLP-RETROFIT: SLP Retrofit Kit for the 7100 B-Slim and IF602 panels. Includes the new door and the mounting plate. Requires the following:

- SLP-RB
- SLC95-PM
- SLC-PM
- FLPS-7-RB
- LCD-SLP

S3BB-RB: SLP red cabinet with an inner door for the mounting display behind the locked, plexi-glass door.

Requires the following:

- SLP-RB
- SLC95-PM
- SLC-PM
- FLPS-7-RB
- LCD-SLP

LCD-7100: Remote Serial LCD Annunciator

ASM-16: Remote Programmable Addressable Switch/LED Module

ANU-48: Remote LED Driver Module

Figure 3 illustrates the various S3 Series configuration options that are available.

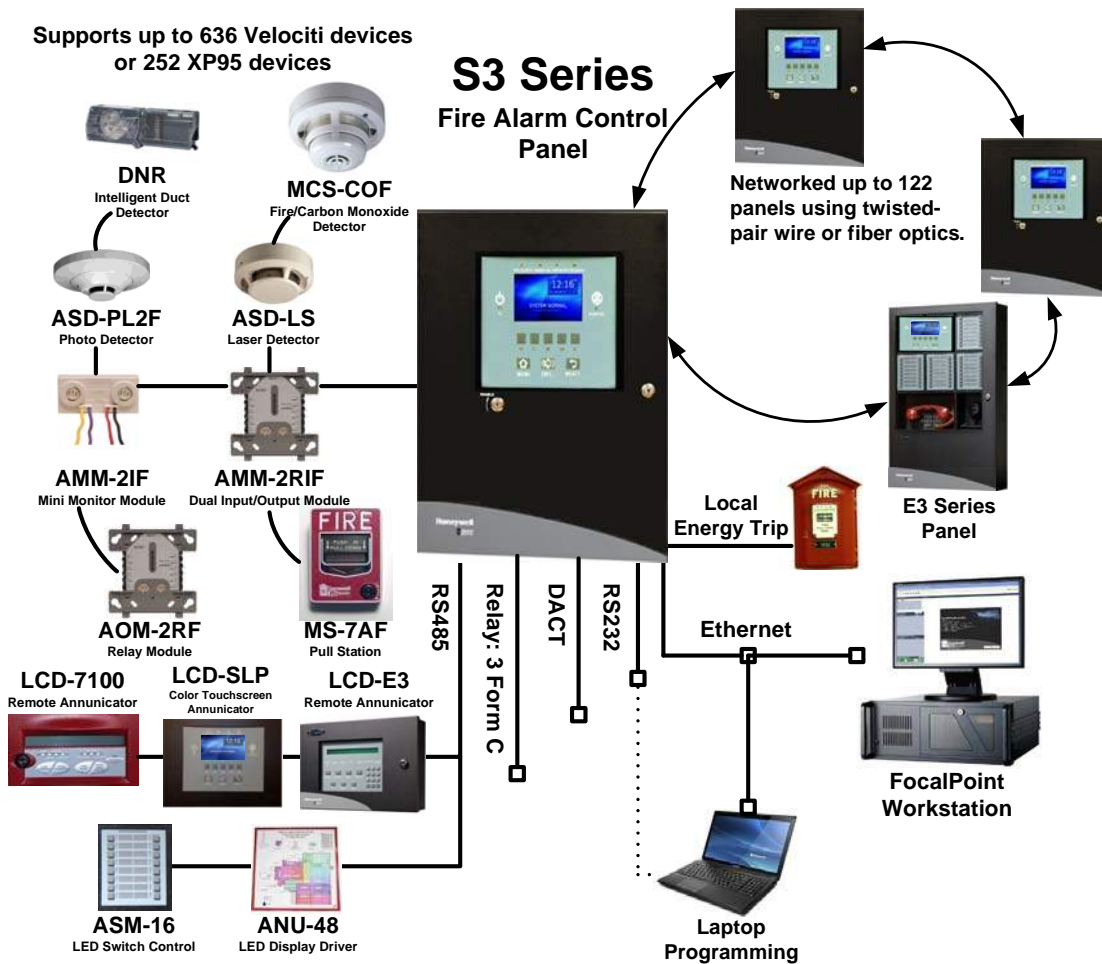


Figure 3 S3 Series Panel Configuration Options

S3 Series Control Panel Technical Specifications

SYSTEM

Device Loops: Up to two Class A or B, System Sensor units, each loop supports up to 318 device addresses. OR-

Apollo units, each loop supports up to 126 device addresses per loop.

NAC Circuits: Four Class B or 2 Class A (2.0 A each circuit), 6.0 A total

NAC Operating Voltage: 24 VDC

NAC Minimum Voltage: 19.5 VDC @ 20.4 V battery voltage

SLC Loop Circuit Operating Voltage: 24 V peak-to-peak

Input Voltage: 120 VAC, 60 Hz 240 VAC 50-60 Hz

Input Current: 120 VAC, 2.75 amps max. 240 VAC, 1.4 amps max.

Aux Power (Resettable): Two Auxiliary circuits, 24 VDC, 1.75 A

Aux Power

Supervised

Class 2 Power-Limited

(Non-Resettable): (maximum current of 1.75 is shared between two circuits).

Base Panel Current Draw:

Standby: 0.111 amps

Alarm: 0.243 amps

Operating Temperature: 32°-120° F (0°-49° C)

Relative Humidity: 93% (non-condensing)

Battery Charger Voltage: +24 VDC

Battery Charger Capacity: 55 A/H batteries (cabinet accommodates 12 A/H batteries)

Alarm, Trouble & Supervisory Relay Contacts: Form-C, 2 amps @ 24VDC (resistive)

Cabinet Dimensions:

S3, SLP-BB Dimensions: 14 1/2"Wx20 1/8"Hx4 1/2" D
(36.83W x 51.18 H x 11.43 D cm)

S3BB-RB Dimensions: 19 3/8"Wx19 3/8"Hx4.5" D
(49.22 W x 49.22 H x 11.43 D)

TEMPERATURE AND HUMIDITY RANGES

This system meets NFPA requirements for operation at 0 – 49°C/32 – 120°F and at a relative humidity 93% ± 2% RH (non-condensing) at 32°C ± 2°C (90°F ± 3°F). However, the useful life of the system's standby batteries and the electronic components may be adversely affected by extreme temperature ranges and humidity. Therefore, it is recommended that this system and its peripherals be installed in an environment with a normal room temperature of 15 – 27°C/60 – 80°F.

For more information

Learn more about Gamewell-FCI's S3 Series Control Panel and other products available by visiting www.Gamewell-FCI.com

Honeywell Gamewell-FCI

12 Clintonville Road

Northford, CT 06472-1610

203.484.7161

www.honeywell.com

STANDARDS

The S3 Series Control Panel is designed to comply with the following standard:

UL Standard: UL 864 9th Edition

AGENCY LISTINGS AND APPROVALS

These listings and approvals apply to the modules specified in this document. In some cases, certain modules or applications may not be listed by certain approval agencies, or listing may be in process. Consult the factory for the latest listing status.

UL Listed: S1869

FM Approved

MEA FDNY: COA 6162

CSFM: 7165-1703:0176

City of Chicago Approved: Class 1

Reference Certificate of Compliance: VMA 45894-02C

ISO 9001 Certification

For a complete listing of all compliance approvals and certifications, please visit: <http://www.gamewell-fci.com/en-US/documentation/Pages/Listings.aspx>

E3 Series®, FocalPoint®, Gamewell-FCI®, and System Sensor® are registered trademarks of Honeywell International Inc.

Cooper-Wheelock® is a registered trademark of Cooper-Wheelock Corporation.

GenTex™ is a trademark of GenTex Corporation.

UL® is a registered trademark of Underwriters Laboratories Inc.

This document is not intended to be used for installation purposes. We try to keep our product information up-to-date and accurate. We cannot cover all specific applications or anticipate all requirements. All specifications are subject to change without notice.